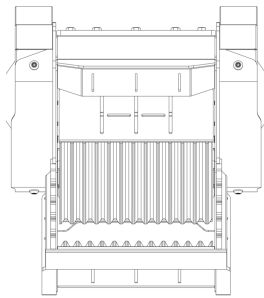
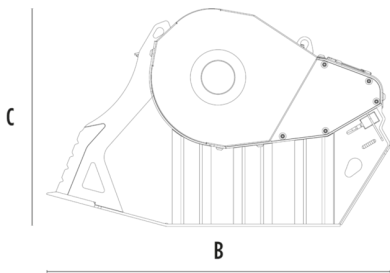



CRUSHER BUCKET BF60.1 S4



A



B



SPECIFICATIONS



Recommended excavator	ton	10 - 18
Weight	ton	1,65
Load capacity	m³	0.55
Pressure	bar	220 - 280
Back pressure	bar	< 10
Oil flow rate*	l/min	120 - 150
Crusher mouth width	mm	610
Crusher mouth height	mm	500
Size A	mm	1000
Size B	mm	1745
Size C	mm	1100

* The minimum hydraulic flow rate value must be alongside the required operating pressure.

OPTIONAL ACCESSORIES

Dust suppression kit	Hour meter
24 V Iron Separator	24 Month Warranty

APPLICATION AREAS



Demolitions



Road works



Tunnels



Enclosed spaces



Pipelines



Inert material
recycling



Urban construction
sites



Foundries



Forest maintenance