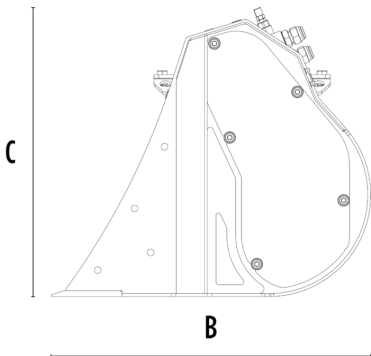
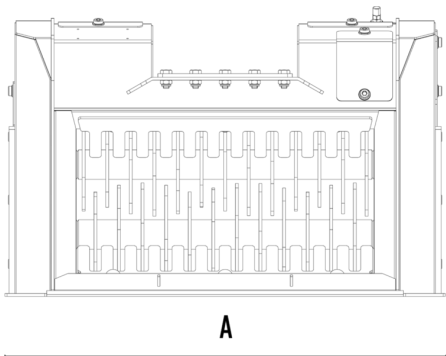




SHAFTS SCREENER

MB-HDS207





SPECIFICATIONS

	Recommended excavator	ton	1,3 - 2,8
	Recommended backhoe loader/loader*	ton	3 - 4**
	Weight	ton	0,098
	Load capacity	m³	0.05
	Pressure	bar	200 - 220
	Oil flow rate***	l/min	25 - 35
	Size A	mm	740
	Size B	mm	545
	Size C	mm	495

\* Please verify machine's Rated Operating Capacity.  
\*\* Installable on the backhoe loader boom only.  
\*\*\* The minimum hydraulic flow rate value must be alongside the required operating pressure.

SHAFT KIT


KIT	APPLICATION
 <div>RQ8 Sifting kit RQ15 Sifting kit</div>	Sifting damp/dry soil Soil Aeration
 <div>RM Mixer kit</div>	Coal reduction Soil Aeration Compost Aeration Glass reduction Drywall reduction

\* Shafts in closed position.


OPTIONAL ACCESSORIES

Load capacity increase kit	Shaft holder
24 Month Warranty	


APPLICATION AREAS




Road works




Tunnels




Enclosed spaces




Pipelines




Inert material recycling




Excavations



Urban construction sites



Foundries



Maintaining landscape and agricultural areas